


| | | |
|--|---|--|
| <p>Reading</p> <p><u>Daily Reading Practice</u></p> <p>Mon <input type="checkbox"/> Tues <input type="checkbox"/> Wed <input type="checkbox"/> Thurs <input type="checkbox"/> Fri <input type="checkbox"/></p> <p>Please encourage your child to read as much as possible. They can read books you have at home, magazines, comics or even recipes. You can also find a free eBook library at www.oxfordowl.co.uk where there are a range of books your child will be able to read online. Please do make a record in your child's Reading Record Book of any reading they do.</p> | <p>Weekly Spellings</p> <p>flight delighted kite sunshine slide cried tried my</p> <p>Dictation</p> <p>I was delighted to take my kite for a flight in the park. I also tried the slide. "I love the sunshine" I cried.</p> | <p>Physical Activity</p> <p><u>Daily Exercise</u></p> <p>Can you go for a walk or out on your bike or scooter?</p> <p>Mon <input type="checkbox"/> Tues <input type="checkbox"/> Wed <input type="checkbox"/> Thurs <input type="checkbox"/> Fri <input type="checkbox"/></p> <p><u>Joe Wicks</u></p> <p>9:00am Mon <input type="checkbox"/> Wed <input type="checkbox"/> Fri <input type="checkbox"/></p> <p>Click on this link Joe Wicks You Tube</p> <p>This week you also have another PE lesson with Mrs Knight on Friday.</p> <p><u>Cosmic Yoga on YouTube</u></p> <p>Cracker the Dragon of Wonder (11:54), Yoga and Meditation for children: All About Dragons (23:16)</p> |
|--|---|--|

| Day of the Week | <p style="text-align: center;">Mathematics</p> <p>Please go to White Rose Maths - Year 2 and choose Year 2, Week 9 or click on the links included for each day.</p> <p>After watching the daily video linked to the maths learning, your child can then complete the corresponding worksheets (links below).</p> | <p style="text-align: center;">English</p> <p>Remember to use:</p> <ul style="list-style-type: none"> • Your phonemes to read unknown words • Expression when reading aloud • Comprehension skills when answering questions about a text • Capital letters and full stops • Neat handwriting using lead in strokes or joined up letters • Key words spelt correctly e.g. dragon, colour words • Your phonemes to spell unknown words • Connectives to write longer sentences including words such as 'and', 'because' 'but' etc. • Adjectives such as terrifying, rough, scaly, leathery • Appropriate language suitable for the task e.g. Help us to find the dragon! • Exclamation marks and question marks when appropriate | <p style="text-align: center;">Foundation Subjects</p> <p>This week we have planned lots of creative art activities based on dragons.</p> |
|-----------------|---|--|--|
| Monday | <p>Monday video- Count edges on 3D shapes Monday worksheet</p> <p>Don't forget there are extension problems below for more challenge and spend 5 minutes on Numbots!</p> | <p style="text-align: center;">Poetry</p> <p>Look at the pictures of the dragons (see below) Try and write some descriptive words about one of them e.g. friendly, beautiful, fearsome, like a peacock, as purple as a potion etc... Tomorrow you will be able to use these words to write a poem</p> | <p style="text-align: center;">Art/Craft Afternoons</p> |

| | | | |
|-------------------------|---|--|---|
| <p>Tuesday</p> | <p>Tuesday video - Count vertices on 3D shapes Tuesday worksheet</p> <p>Don't forget there are extension problems below for more challenge and spend 5 minutes on Numbots!</p> | <p>Poetry</p> <p>Here is an example from a poem. Use the words that you gathered yesterday to write a descriptive poem.</p> <p>Try and include some similes and description about the size, shape, eyes, scales etc. Remember a poem does not have to rhyme, it's your choice.</p> <div data-bbox="898 597 1102 812"> <p><i>Eragon's head Is bigger than a bus.</i></p> <p><i>His eyes shine Like scarlet headlamps.</i></p> <p><i>His scales Are tougher than diamonds.</i></p> </div>  | <p>Choose from the following ideas. You might like to do a different activity each day.</p> <ol style="list-style-type: none"> 1. Use clay/playdough/plasticine to create a dragon eye shape and use tools to add texture. 2. Look at the pictures of dragon eggs, can you paint your own? Think carefully about the type of dragon the egg is for and what colours and patterns could be on the shell. |
| <p>Wednesday</p> | <p>Wednesday video - Sort 3D shapes Wednesday worksheet</p> <p>Don't forget there are extension problems below for more challenge and spend 5 minutes on Numbots!</p> | <p>Grammar Lesson</p> <p>Suffixes (comparative/superlative)</p> <p>Adding er/est</p> <p>tall- taller-tallest</p> <p>quiet-quieter-quietest</p> <p>Watch this video Click here</p> <p>Can you think of some other comparatives and superlatives? Have a go at filling in the worksheet below.</p> | <ol style="list-style-type: none"> 3. Look at the dragon pictures below, recreate them using watercolours or pastels. 4. Carefully draw the outline of a dragon and add colour using collage. Think about the different colours and textures dragons have and what you could use to create the different parts of your dragon. |

| | | | |
|-----------------|---|--|---|
| Thursday | <p> Thursday video - Patterns with 3D shapes Thursday worksheet </p> <p>Don't forget there are extension problems below for more challenge and spend 5 minutes on Numbots!</p> | <p>Dragon story</p> <p>First you are going to plan a story about your own chosen dragon. It could be one that you have invented before or it could be a new one. It usually works best if you draw the story first as a story map. You may choose to use the story mountain provided to record your ideas. Think about who the dragon is, where it lives, who finds it. Are there any other characters involved? What happens next? What is the main problem? How is it resolved?</p> | <p>5. Paint/draw the dragon from your poem</p> |
| Friday | <p>End of block assessment.</p> <p>We will send this to you separately if your child is at home.</p> <p>Don't forget there are extension problems below for more challenge and spend 5 minutes on Numbots!</p> | <p>Use your story map to retell the story several times so that the tale begins to grow. Then move into writing.</p> <p>Think carefully about writing your story in 3 main parts or paragraphs so that it has a clear beginning, middle and end.</p> | <p>PE - Dance</p> <p>Watch Mrs Knight's video and join in. You could send your child's teacher a short video clip of them taking part.</p> <p>Music</p> <p>Read your dragon story a few times so that you are familiar with it. Can you use different objects to create some sound effects? Music can help to set the mood and create atmosphere so think about this when reading and choosing sounds for your story.</p> |

Adding 'er' and 'est'

1. Fill in the table below.

| root word | add 'er' | add 'est' |
|-----------|----------|-----------|
| tall | _____ | _____ |
| quick | _____ | _____ |
| thick | _____ | _____ |
| light | _____ | _____ |
| fast | _____ | _____ |
| fresh | _____ | _____ |
| bright | _____ | _____ |
| cold | _____ | _____ |
| warm | _____ | _____ |

2. Choose 3 of the words from the table and put them into sentences.
Don't forget capital letters and full stops!

1. _____

2. _____

3. _____

Whitney says,



I have a 3-D shape with
2 square faces and 4
rectangular faces.

What shape does Whitney have?

Play this game with a friend. Describe the
faces of a 3-D shape and they need to
guess what it is.

Eva says her 3-D
shape has 12 edges.



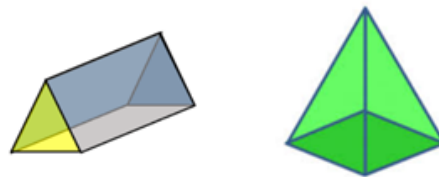
Dora says she could have a cube, cuboid
or square-based pyramid.

Is Dora correct?
Explain your answer.

Ron has sorted these shapes according
to the number of edges.
Which shape is in the wrong place?
Explain why.

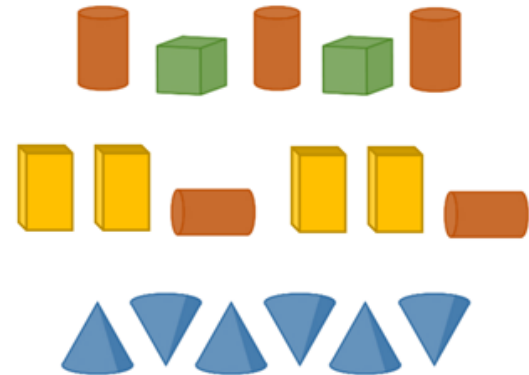


What is the same about these 2 shapes?



What is different about them?
Talk about faces, edges and vertices in
your answer.

What is the same about these patterns?
What is different about these patterns?



Using the 3-D shapes:



- Make a repeating pattern where there are more cones than cuboids.
- Make a repeating pattern where the third shape is always a cylinder.

