



Weekly Overview for Home Learning


Year Group: 2

Week Beginning: 1st March 2021



Reading	Weekly Spellings	Physical Activity
<p><u>Daily Reading Practice</u></p> <p>Mon <input type="checkbox"/> Tues <input type="checkbox"/> Wed <input type="checkbox"/> Thurs <input type="checkbox"/> Fri <input type="checkbox"/></p> <p>Please encourage your child to read as much as possible. They can read books you have at home, magazines, comics or even recipes. You can also find a free eBook library at www.oxfordowl.co.uk where there are a range of books your child will be able to read online. We have also included a list of questions you can ask your child while they are reading. Please make a note of their responses to these questions in your child's reading record.</p> <p>As it is World Book Day on Thursday, talk about favourite stories, favourite authors, favourite poems and favourite non-fiction texts.</p>	<p><u>Weekly Spellings</u></p> <p>meet teeth teacher beast dream extreme evening compete</p> <p><u>Dictation</u></p> <p>One evening I had a dream that I went to meet a beast with terrible teeth who liked to compete with my teacher at extreme sports.</p>	<p><u>Physical Activity</u></p> <p><u>Daily Exercise</u></p> <p>Can you go for a walk or out on your bike or scooter?</p> <p>Mon <input type="checkbox"/> Tues <input type="checkbox"/> Wed <input type="checkbox"/> Thurs <input type="checkbox"/> Fri <input type="checkbox"/></p> <p><u>Joe Wicks</u></p> <p>9:00am Mon <input type="checkbox"/> Wed <input type="checkbox"/> Fri <input type="checkbox"/></p> <p>Click on this link Joe Wicks You Tube</p> <p>This week you also have another PE lesson with Mrs Knight on Friday linked to a dragon dance.</p> <p><u>Cosmic Yoga on YouTube</u></p> <p>Cracker the Dragon of Wonder (11:54), Yoga and Meditation for children: All About Dragons (23:16)</p>

<p>Day of the Week</p> <p>(Videos made by the teachers will be sent via Parentmail)</p>	<p>Mathematics</p> <p>Please go to www.whiterose.com/homelearning and choose Year 2, Week 7 or click on the links included for each day.</p> <p>After watching the daily video linked to the maths learning, your child can then complete the corresponding worksheets (links below).</p>	<p>English</p> <p>Remember to use:</p> <ul style="list-style-type: none"> • Your phonemes to read unknown words • Expression when reading aloud • Comprehension skills when answering questions about a text • Capital letters and full stops • Neat handwriting using lead in strokes or joined up letters • Key words spelt correctly e.g. dragon, colour words • Your phonemes to spell unknown words • Connectives to write longer sentences including words such as 'and', 'because' 'but' etc. • Adjectives such as terrifying, rough, scaly, leathery • Appropriate language suitable for the task e.g. Help us to find the dragon! • Exclamation marks and question marks when appropriate 	<p>Foundation Subjects</p> <p>We hope your child is enjoying the range of foundation subjects.</p>
<p>Monday</p> <p>Mrs Sugden</p>	<p>Watch the video and have a go at the worksheet.</p> <p>Monday video- Lines of symmetry</p> <p>Monday worksheet</p> <p>Don't forget there are extension problems below for more challenge and spend 5 minutes on Numbots!</p>	<p>Reading Comprehension</p> <p>Last week you learnt about Chinese New Year. Today we would like you to read 'Dragons in the City' which is a reading comprehension activity. Please choose the appropriate level, one has 5 questions to answer and the more challenging one has 6 questions. Please make sure you find the answers in the text and try to answer some of the questions in sentences if appropriate.</p>	<p>Science</p> <p>Watch the video with Miss Roberts, you might want to wear some sports clothes for this lesson.</p> <p>Why is exercise so important?</p> <p>What did you notice about your heart -rate?</p> <p>It is important that being active is fun too - try this game and follow the instructions.</p> <p>Click here</p> <p>(Level 2 is in optional extras)</p>

<p>Tuesday</p> <p>Mrs Sugden</p>	<p>Watch the video and have a go at the worksheet.</p> <p>Tuesday video- Lines of symmetry - draw the whole</p> <p>Tuesday worksheet</p> <p>Don't forget there are extension problems below for more challenge and spend 5 minutes on Numbots!</p>	<p>Missing Poster</p> <p>Think about your dragon passport that you made. Today your dragon has gone missing! You may remember making a 'Wanted' poster last term when our topic was Fairy Tales. This time your poster will need to include information about your dragon. What does it look like? How does it behave? Where does it like to go? What does it like/dislike? What will the reward be? If you would like to make your poster look old you could stain some paper with tea first, then let it dry before you begin.</p> 	<p>Computing-Coding</p> <p>Login to Purple Mash and go down to the coding section in the tools. Click on 2Go and you will see a screen with a bee and flowers (you can have a go at this first to warm you up) Change the background until you find Red Riding Hood and a fairy tale background. See if you can get Red Riding Hood to visit her Grandma, the Gingerbread Man and then the Three Bears using the arrow keys. Watch out for the Dragon and the Wolf!! There are videos to help you if you click on the film reel with the green arrow at the top of the page.</p> <p>What other routes can you find? Explore the other backgrounds and have fun!</p>
<p>Wednesday</p> <p>Mrs Tilling</p>	<p>Watch the video and have a go at the worksheet.</p> <p>Wednesday video- Sort 2D shapes</p> <p>Wednesday worksheet</p>		<p>PSHE/RHE</p> <p>Being Healthy and Activity</p> <p>Linked with the video you watched on Monday with Miss Roberts, please chat to a grown up about these questions... What does it mean to be healthy and active and what can we do to keep this way? What things can we do when we</p>

	Don't forget there are extension problems below for more challenge and spend 5 minutes on Numbots!		feel healthier? How can we keep active to keep healthy? What might happen if we are not physically active? Watch this video Click here Make a list (pictures or writing) of the types of exercise that you enjoy most.
Thursday Miss Miles Can you wear your favourite pyjamas today and share books with your family?	Watch the video and have a go at the worksheet. Thursday video - Make patterns with 2D shapes Thursday worksheet Don't forget there are extension problems below for more challenge and spend 5 minutes on Numbots!	World Book Day We would like you to think about your favourite book, this may be a favourite story that you have loved since you were little, a chapter book that is read to you at bedtime or a non-fiction book that excites you with wonderful facts. Could you write a book review (see format below or create your own) to encourage other children to read your book? You will need to make it sound really exciting, maybe you could use some of that persuasive vocabulary that you used in your London postcard e.g. You will LOVE it!!	Art Design a new front cover for your favourite book. Think carefully about the story, the characters, setting and any specific objects that are in the book and add these to your front cover. Remember to include the title of your chosen book and the author. If you have time, you could draw and paint one of your favourite characters too.
Friday Mrs Lloyd	Watch the video and have a go at the worksheet. Friday video- Count faces on 3D shapes Friday worksheet	Grammar-Prefixes Watch Prefixes What are prefixes? Have a go at completing the prefix sheet attached. Match the prefixes to the root word and make a list of the new words you have made. Can you think of any other words that use these prefixes?	PE - Dragon Dance Watch Mrs Knight's video and join in. You could send your child's teacher a short video clip of them taking part. R.E.



	<p>Don't forget there are extension problems below for more challenge and spend 5 minutes on Numbots!</p>		<p>Christianity - continuing the theme of Stories Jesus Told</p> <p>The Parables of Jesus</p> <p>'The Wise Man and the Foolish Man'</p> <p>Watch this short clip</p> <p>The Wise Man and the Foolish Man</p> <p>and learn this song that you might have heard before Click here</p> <p>What do you think we can learn from this story?</p> <p>Sometimes we have to listen to good advice even if it may seem that there is an easier or quicker way of doing things, it doesn't always mean that it is the best way.</p> <p>Design your own dream house. What would you include? Draw and label your house and write about your favourite room.</p>
<p>Optional Extras...</p>	<ul style="list-style-type: none">• Play Level 2 for the Danger Mouse game Click here• How many star jumps could you do in 1 minute? -Why not predict how many and then have a go against a timer? What other activities could you try? How many times could you write your name do you think?• Create your own dragon movements, think of the way your dragon might fly, crawl, pounce or roar and rear up• Use 2Count on Purple Mash and make a pictogram of the 2D shapes or faces on 3D shapes that you can spot in your house.		

Questions to ask children while they are reading

KS1 Reading Vipers

Vocabulary

Draw upon knowledge of vocabulary in order to understand the text.

Example questions

- What does the word mean in this sentence?
- Find and copy a word which means
- What does this word or phrase tell you about?
- Which word in this section do you think is the most important? Why?
- Which of the words best describes the character/setting/mood etc?
- Can you think of any other words the author could have used to describe this?
- Why do you think is repeated in this section?



www.illustrations.com (C) 2017

KS1 Reading Vipers

Infer

Make inferences from the text.

Example questions

- Why was..... feeling.....?
- Why did happen?
- Why did say
- Can you explain why.....?
- What do you think the author intended when they said.....?
- How does make you feel?



www.illustrations.com (C) 2017

KS1 Reading Vipers

Predict

Predict what you think will happen based on the information that you have been given.

Example questions

- Look at the book cover/blurb – what do you think this book will be about?
- What do you think will happen next? What makes you think this?
- How does the choice of character or setting affect what will happen next?
- What is happening? What do you think happened before? What do you think will happen after?
- What do you think the last paragraph suggests will happen next?



www.illustrations.com (C) 2017

KS1 Reading Vipers

Explain

Explain your preferences, thoughts and opinions about the text.

Example questions

- Who is your favourite character? Why?
- Why do you think all the main characters are girls in this book?
- Would you like to live in this setting? Why/why not?
- Is there anything you would change about this story?
- Do you like this text? What do you like about it?



www.illustration.com (C) 2017

KS1 Reading Vipers

Explain

Explain your preferences, thoughts and opinions about the text.

Example questions

- Who is your favourite character? Why?
- Why do you think all the main characters are girls in this book?
- Would you like to live in this setting? Why/why not?
- Is there anything you would change about this story?
- Do you like this text? What do you like about it?



www.illustration.com (C) 2017

KS1 Reading Vipers

Sequence

Sequence the key events in the story.

Example questions

- Can you number these events 1-5 in the order that they happened?
- What happened after?
- What was the first thing that happened in the story?
- Can you summarise in a sentence the opening/middle/end of the story?
- In what order do these chapter headings come in the story?



www.illustration.com (C) 2017

Dragons in the City

This was Bo's favourite time of year. Everyone was here! Mum, Dad, Bo, Leo, Gran, Cousin Evie, Uncle Charlie, Auntie Mei and Uncle Jian were all squeezed around the table.

All of Bo's family had gathered together for a reunion dinner. They were celebrating a very special and exciting occasion... Chinese New Year!



After dinner, Auntie Mei showed Bo and Evie how to make boiled dumplings. The girls loved getting their hands all sticky in the mixture.

They finished boiling the dumplings just in time for the fireworks.

"I can't believe we got to stay up until midnight!" exclaimed Bo as she nibbled on a dumpling.

Bo and Evie gazed through the windows at the bright, colourful patterns exploding in the night sky.

Uncle Jian and Mum wished each other a happy New Year in Mandarin Chinese.

"How do I say that?" Evie asked Bo.

"You say it like this: Sheen nian kwai luh," said Bo.

"Xin nian kuai lei!" everyone shouted happily.



Dragons in the City



The next morning, Bo and Evie woke up full of excitement. When they got downstairs, they were each given some lucky red envelopes with money inside.

"Thank you!" they both said with huge smiles on their faces.

"Now go and get dressed while I make breakfast," said Dad. "We can leave for the parade as soon as you're ready!"

Soon, the family had arrived in the hustle and bustle of the festival. The noise of the crowd filled the air and the streets were bright with colour.

"The best part is the dragon," said Bo excitedly. "Just wait until you see it!"

As they walked past the food stalls, Evie couldn't believe her eyes. "There's just so much to choose from!"

Evie bought some delicious sweets and shared them with Bo as they looked around at the red and gold decorations.

Walking through the crowd, Evie noticed someone holding a paper dragon on wooden sticks. "Is that the dragon?" she asked hopefully.

"No," Bo explained, "that's not the dragon we're looking for – but those ones are good fun!"



Dragons in the City

Uncle Jian passed some money to the woman behind the stall and took two of the paper dragons.

"Here, you can have one each," he said with a smile, as he handed them to Bo and Evie.

Bo pulled Evie further down the busy street and then suddenly, they heard a loud banging on a drum.

Coming towards them through the crowd was a multicoloured animal with big eyes and a huge mouth.

"That **must** be the dragon!" shouted Evie over the noise of the drums.

"No," explained Bo, "those are the lion dancers. They're amazing!"

"What a show!" said Gran.

"What next?"

"Shall we go and find the Blue Dragon?" Mum asked, pointing down a narrow street.

Evie's face lit up. 'Finally, we get to see the dragon!' she thought.

"The Blue Dragon is our favourite restaurant," explained Bo. "You should try the pork buns, they're yummy."



Once everyone had eaten, Mum passed them all a piece of paper. "It's time to write your wishes for the wishing tree," she said. "Make sure it's a good one," Bo whispered to Evie. "It might come true!"

Dragons in the City

Everyone hung their wishes on the wishing tree, feeling hopeful about what the year would bring.

"Where next?" asked Uncle Charlie.

"We need to find a good spot for Bo's favourite part of the day," replied Dad.

The family found a space amongst the hundreds of excited people.

While they were waiting, Evie and Bo listened eagerly as Uncle Jian told the story of the Chinese zodiac.

"Look!" shouted Dad. "There it is!"

Evie turned around and saw the most enormous, colourful, spectacular... dragon!

Evie stared in wonder, trying to work out how the people were making it move. It was the most amazing puppet she had ever seen.

The family watched as the magical creature made its way through the crowd.

"Wow!" exclaimed Evie. "That really **was** the best part!"



Questions

1. What is Bo's favourite time of year? Tick one.

- ☐ spring
- ☐ Christmas
- ☐ Chinese New Year

2. What did Bo and Evie make? Tick one.

- ☐ biscuits
- ☐ boiled dumplings
- ☐ boiled potatoes

3. What were Bo and Evie given in the morning? Tick one.

- ☐ a red envelope
- ☐ a blue envelope
- ☐ a green envelope

4. Which type of 'animal' was dancing to a drum? Tick one.

- ☐ a lion
- ☐ a dragon
- ☐ a snake

5. What was Bo really looking forward to seeing? Tick one.

- ☐ the people
- ☐ the food
- ☐ the dragon

Questions

1. What was the dinner called that the family all enjoyed together? Tick one.

- ☐ family dinner
☐ reunion dinner
☐ special dinner

2. Which language did Mum and Uncle Jian wish each other a happy New Year in?

3. Find three adjectives used to describe the lion.

1. _____
2. _____
3. _____


4. Can you match up the speech to the correct character?

"What a show!"	•	Gran
"The best part is the dragon,"	•	Evie
"There's just too much to choose from!"	•	Bo

5. Find a word in the text that means **not very wide**.

6. If you could write a wish for the wishing tree, what would it be? Why?



Tommy has placed a mirror on the vertical line of symmetry. This is what he sees:



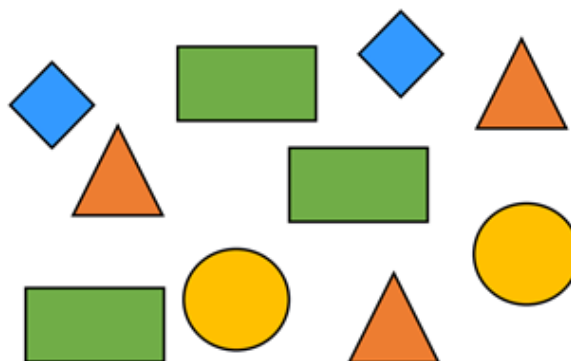
Can you complete the other half of the shape?

Can you draw more than one four-sided shape that has a vertical line of symmetry?

Which shape is in the wrong set?
Explain why.

Vertical line of symmetry	No vertical line of symmetry
	

How many different ways can you arrange these shapes to make a repeating pattern?



Jack has created a pattern using shapes.



How many vertices does each step in the pattern have?

What do you notice?

Can you predict how many vertices the next step in the pattern will have?

Is there more than one way to continue the pattern?

Can you create your own pattern and explore how the vertices change?

Prefixes

Prefixes are a group of letters that change the meaning of a word when they are added to the start. Most prefixes mean a similar thing when they're added to different words.

Have a go at matching each root word with a **prefix** to create a new word. Think about what the new word means. One is done for you.

un	take
dis	decorate
re	marine
sub	agree
mis	happy

Write out the new words that you have made.


redecorate

Can you think of any other words that use these prefixes?



World Book Day
Book Review



Book Title: _____ Author: _____ Fiction or Non-fiction: _____ Rating: 	What is the book about? Who would you recommend the book to? Why?
What ages and interests is this book suitable for? Why?	Book Illustration

Write a blurb for the back of your book that will encourage another child to read it.



MISSING - ONE DRAGON!

Missing girl dragon Irana has green scales and a long red tail. She is smaller than a Shetland pony and cannot be missed because she has yellow spots on her back. Irana's claws are silvery but she keeps them sheathed at all times.

Irana is a gentle young dragon and will only breathe fire if cornered. She eats plants and loves fruits and vegetables. You may only see her at dawn and after sunset because she is shy.

Beware of approaching her from behind as this might scare her. If you spot her do not get too close until you have gained her trust. Contact Wizard Holly if you find her.

REWARD 50 GOLDEN GEMSTONES.

